

LS-DYNA Forum 2018 Bamberg

Crash Simulation of Fibre Metal Laminates

Crashsimulation von Metall-Faserverbund-Sandwichmaterialien

Bamberg, 15. October 2018

Thorolf Schulte, Lutz Eckstein, Kristian Seidel

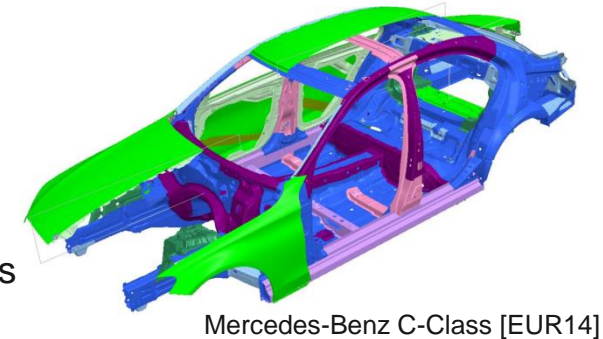
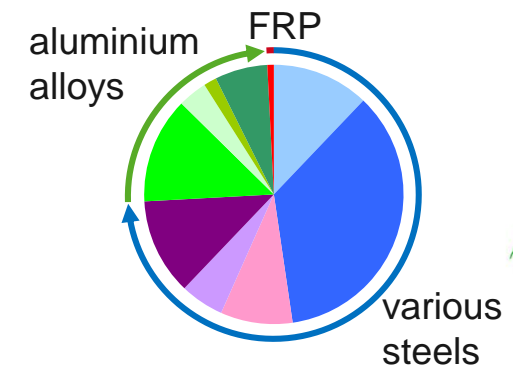
Institute for Automotive Engineering RWTH Aachen University

Motivation for Fibre Metal Laminates in Body Applications

- Lightweight design is considered a key technology for competitiveness in current vehicles [SCH17]
 - ... even in electric vehicles with recuperation (~35% of energy consumption is mass-dependent)
 - Wide range of requirements in structural applications
 - Low density, high stiffness, high strength coupled with medium/high ductility, good formability, joining, ...
 - Hybrid materials/"tailored materials" combine different materials with different properties to a "better" one
- ➔ Here: Sandwich materials 2/1 lay-up (Metal/CFRP/Metal)
- Questions:
 - Material choice?
 - Manufacturing? Bonding? Cycle times?
 - Mass reduction in crash applications?
 - Virtual study! Simulation models?

Multi-material design is already present...


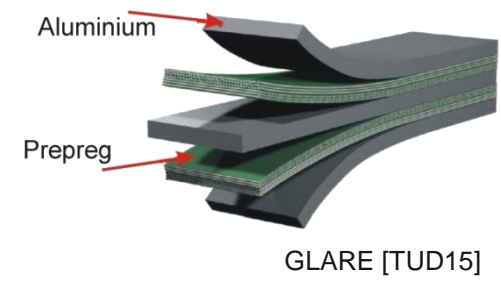
... in BIW



... in parts

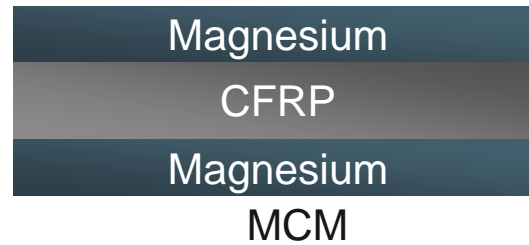
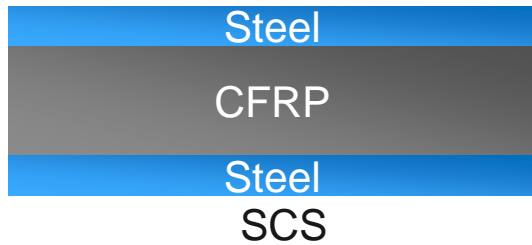


... in materials



Material Choice and Expectations on “Tailored Materials”

- Steel (MHZ340, 0.25 mm): Established body application steel, good overall properties
- Magnesium alloy (AZ31b, 1.0 mm): Available as sheet, low density and good formability
- CFRP (45±5 %, various thickness): highest lightweight potential, good stiffness/strength



Qualitative evaluation of (sandwich) material properties relative to each other:

	density	deformation behaviour	spec. energy absorption	spec. bending stiffness	overall part cost
Steel	Orange	ductile/buckling	Yellow	Orange	Green
Magnesium	Yellow	brittle/crushing	Yellow	Yellow	Yellow
CFRP	Green	brittle/crushing	Green	Green	Orange
St/CFRP/St	Yellow	Green	Green	Yellow	Yellow
Mg/CFRP/Mg	Green	Yellow	Green	Green	Yellow

Presented work partly done within:



Funding:



Federal Ministry of Education and Research

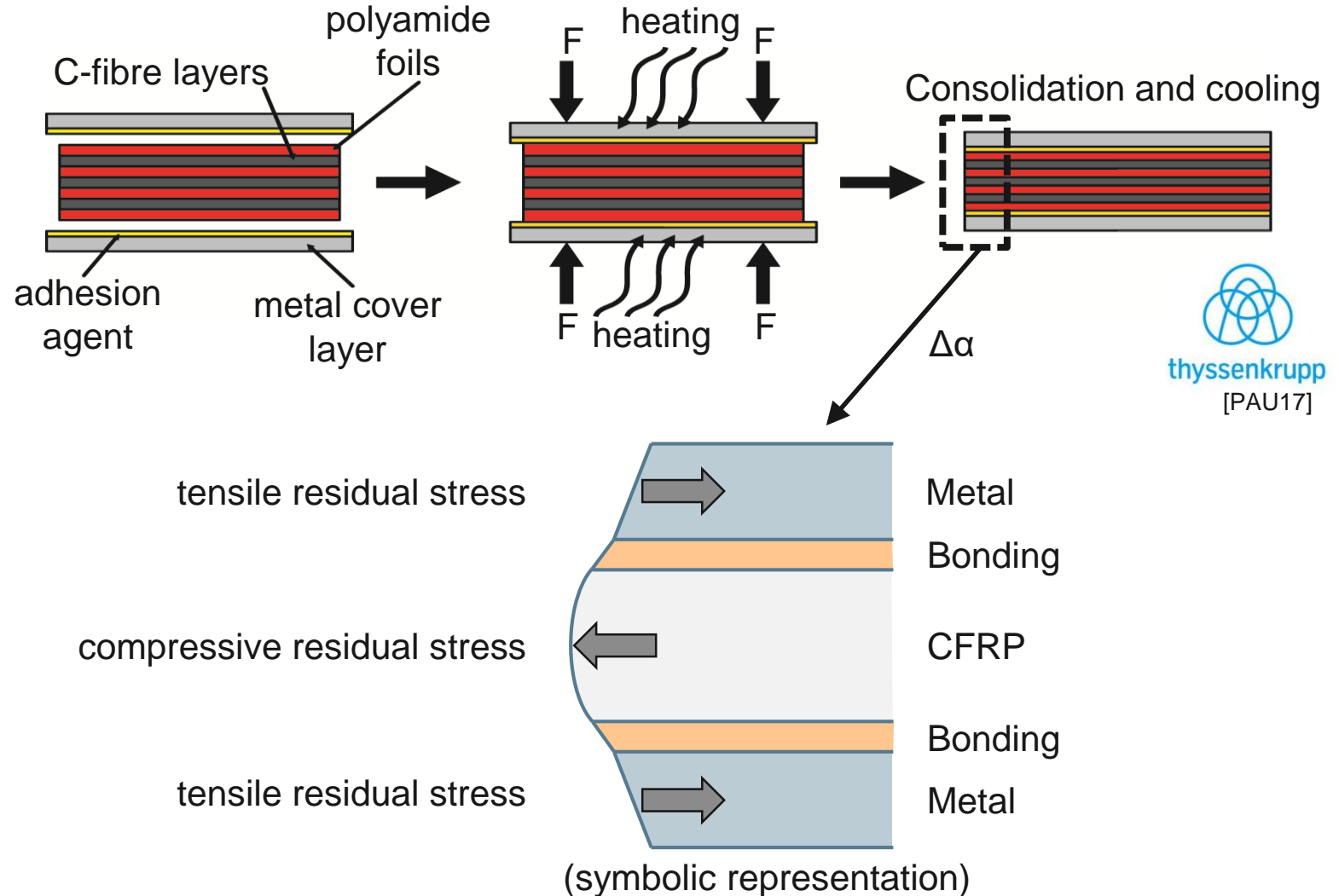


Consortium:



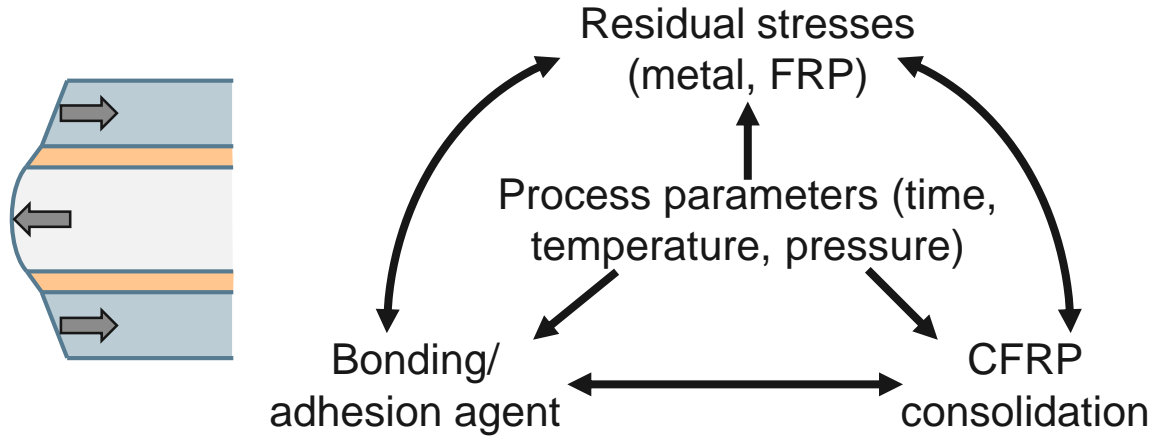
Manufacturing of FML Sheets with Thermoplastic Matrix

- Thermoset matrix (e.g. GLARE)
 - Production of sandwich via autoclave
 - Preforming of metal needed
 - Problem: High cycle times (hours)
- Thermoplastic PA6 matrix (used here):
 - Process developed in LEIKA project
 - Pre-production of sandwich sheets
 - “Standard” hot forming (fast) for part production (mostly bending)
 - Consolidation of CFRP within production process of sandwich
 - Activation of adhesion agent and bonding via temperature/pressure
 - Question: Manufacturing impact on material? Temperature induced stresses, bonding, consolidation, ...




Additional Boundary Conditions when Modelling these FMLs

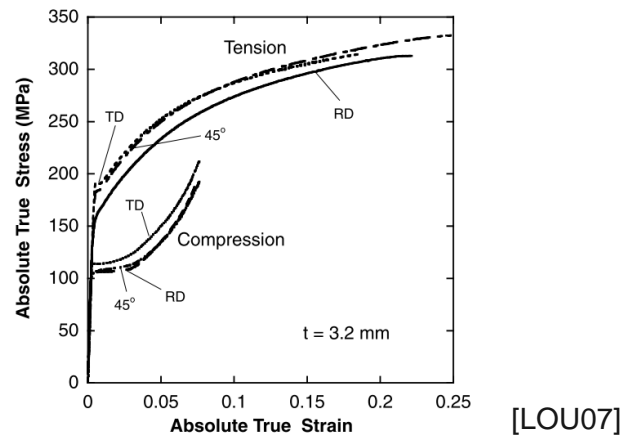
Influence of Manufacturing



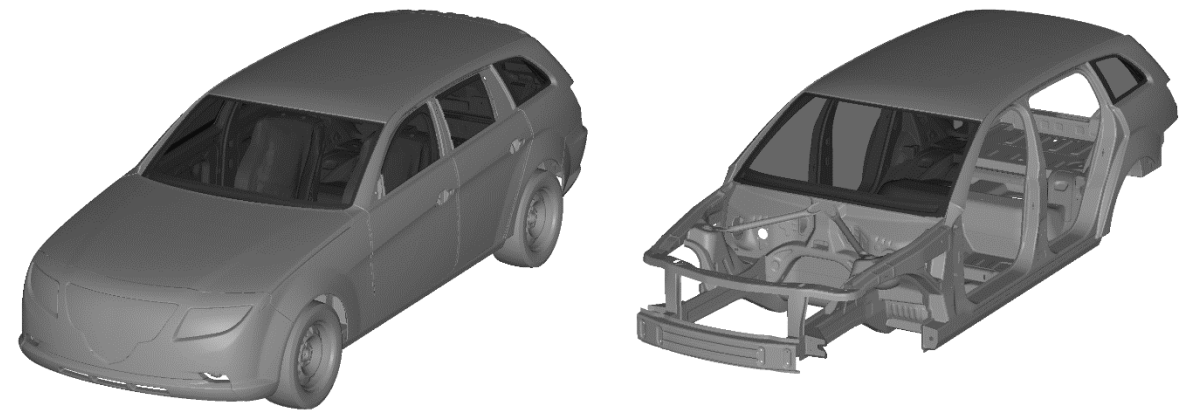
Bonding/Delamination



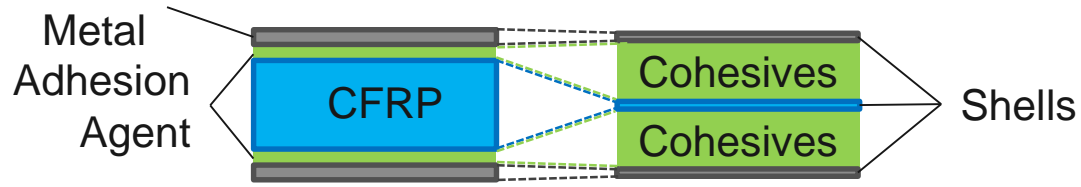
Magnesium AZ31b Anisotropy



Full Vehicle Crash Simulation

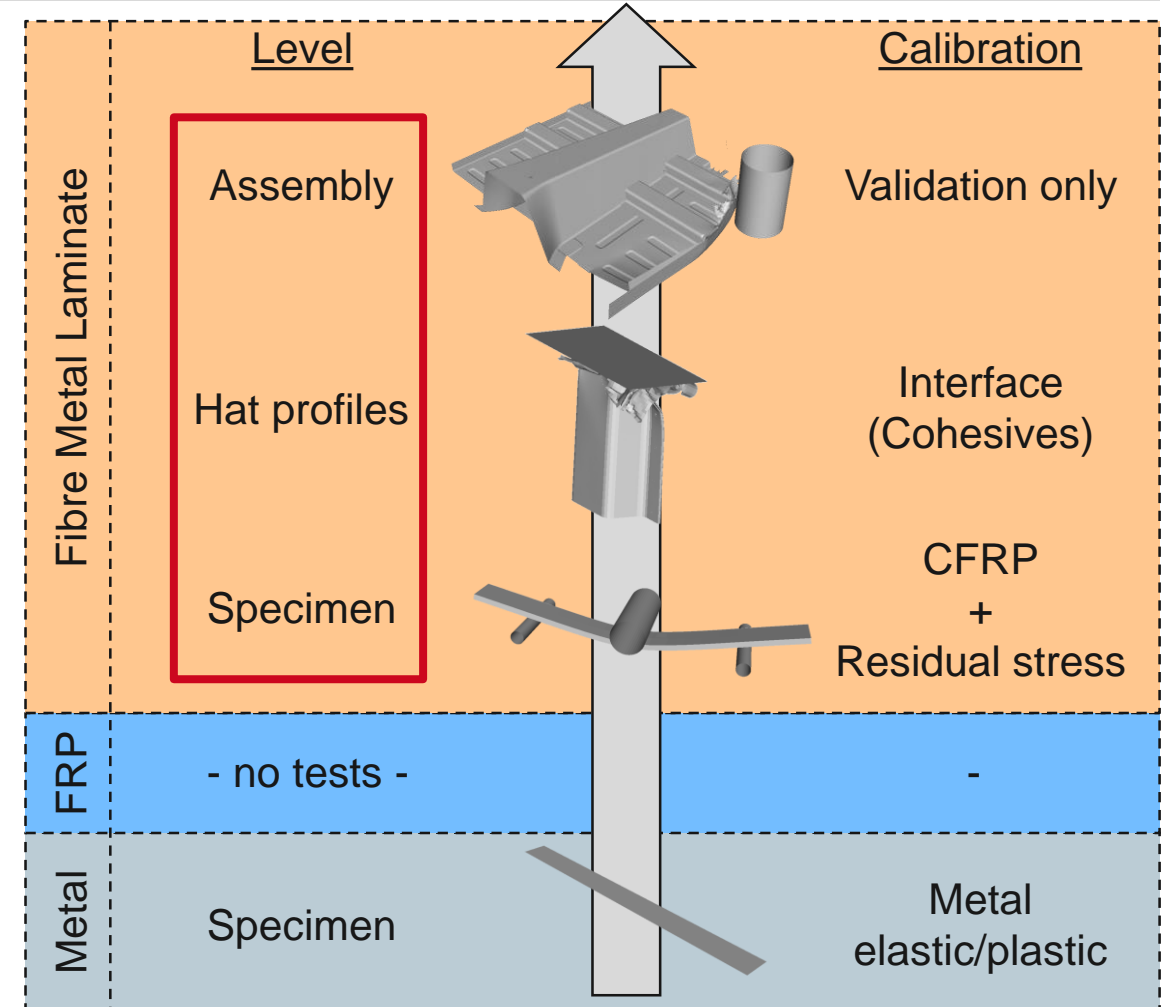


Modelling Approach


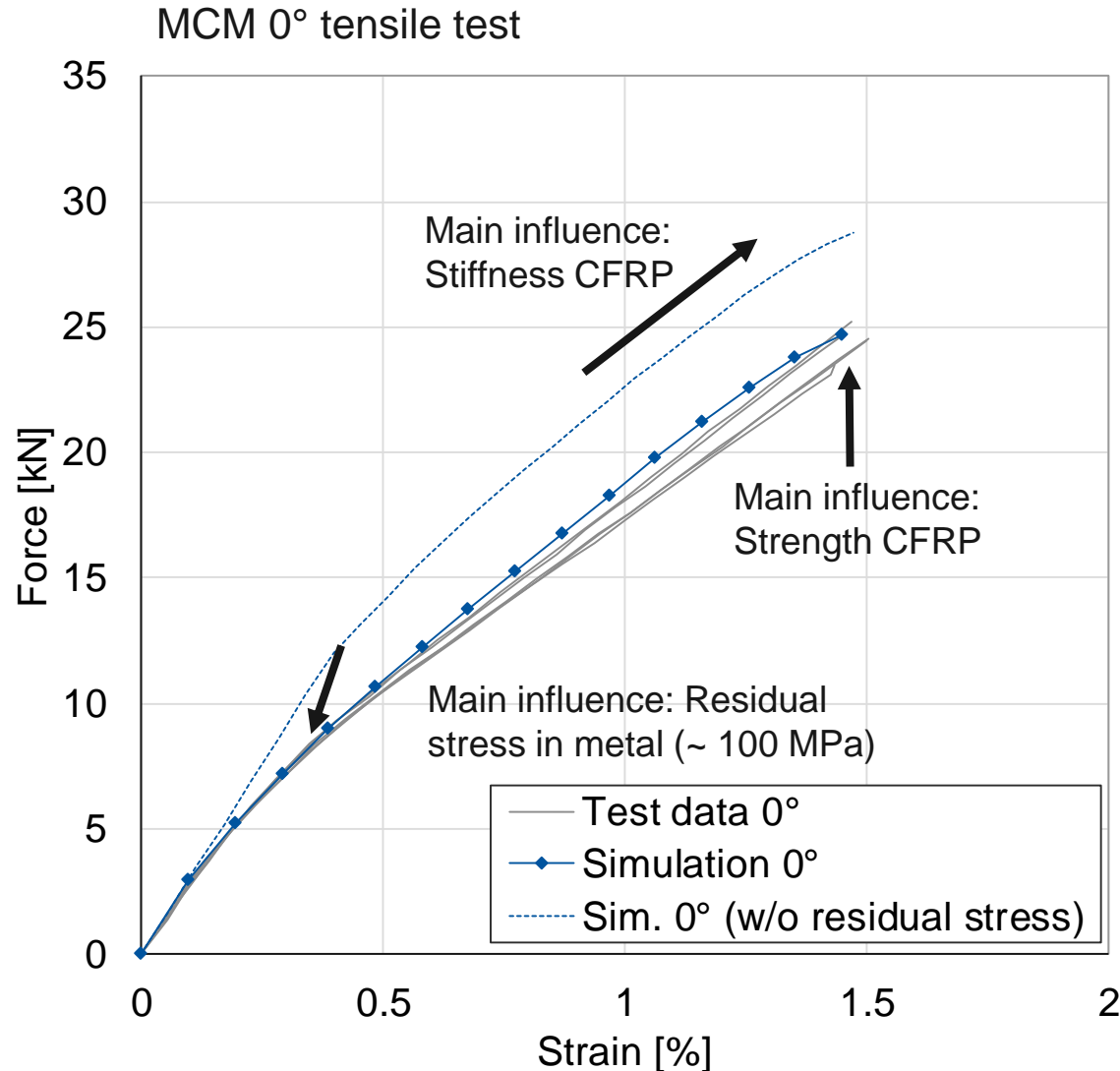


- Stacked shell modelling using cohesive elements (ELFORM 20) and shells (ELFORM 8 with physical hourglass control), element size of ~5 mm
- Metals (Steel and Mg): MAT_124
 - LC input for tension and compression (needed for proper Mg modelling and residual stresses)
 - Strain rate depended plasticity (Steel)
 - Simplifications: No anisotropy or advanced failure
- CFRP (lay-up of UD tapes): MAT_58
 - Sufficient representation, distinct failure
- Cohesive zones: MAT_138 (or CONTACT_TIEBREAK)
 - no increased time step size, few parameters
- Disclaimer for test data: Prototype material made in laboratory environment


Calibration/Validation Process



Calibration of FML on Specimen Level: Tensile Tests



MCM 90° tensile test

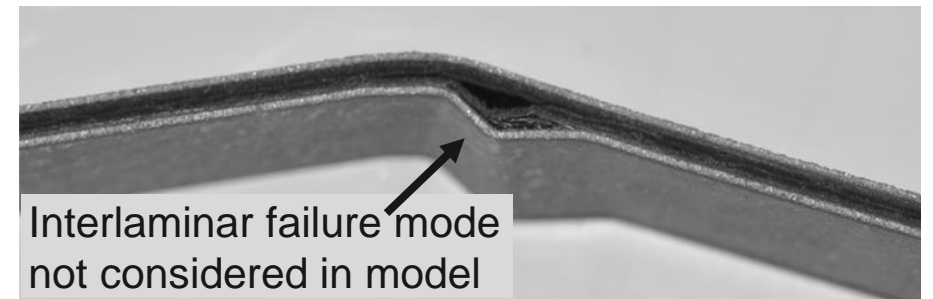
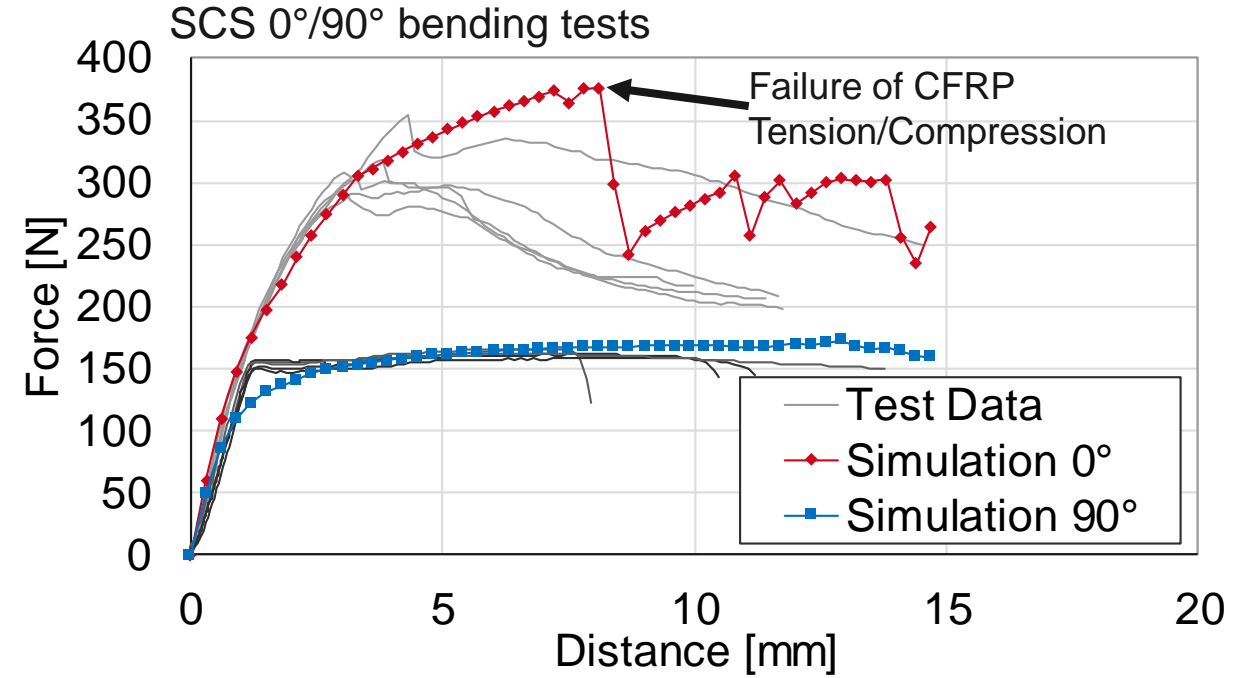
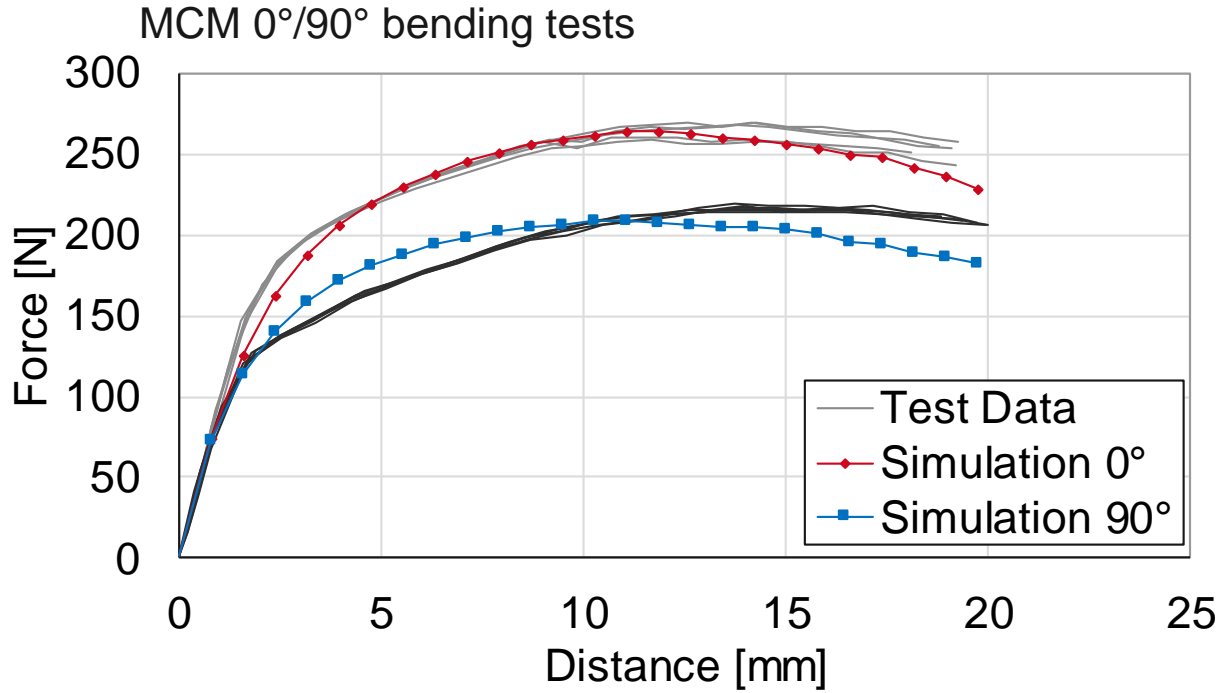


MCM 0° tensile test

- Mg AZ31b 1,0 mm / CFRP 45 vol% 0.7 mm (total: 2.7 mm)
- Failure strength 25 kN equivalent to 455 MPa averaged stress
- Failure strain of 1.5% comparable to CFRP max. strain
- CFRP (MCM) Young's Modulus: 100 GPa (0°) slightly lower than expected, 10 GPa (90°) much higher than calculated

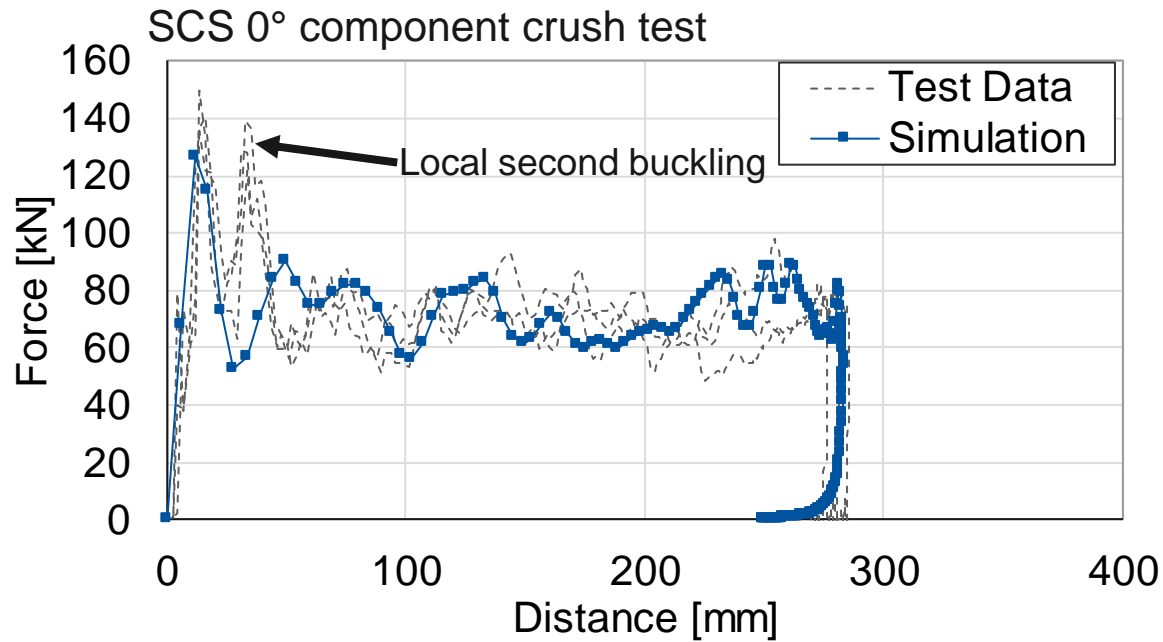
- St MHZ340 0.25 mm / CFRP 45 vol% 1.5 mm (total: 2.0 mm)
- CFRP (SCS) Young's Modulus: 90 GPa (0°), 10 GPa (90°)
 ➔ Influence of production on CFRP core

Calibration of FML on Specimen Level: Bending Tests

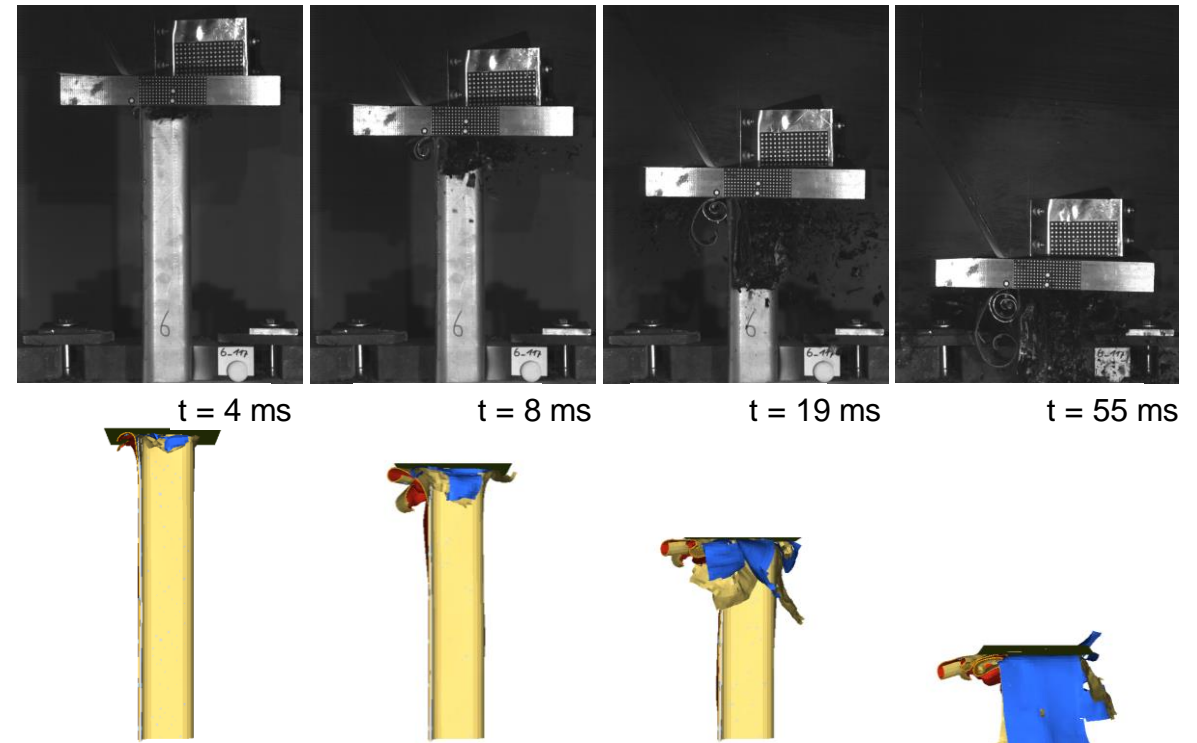


Pictures: J. Jaschinski (TU Dresden)

Calibration of FML on Component Level: Crush Tests

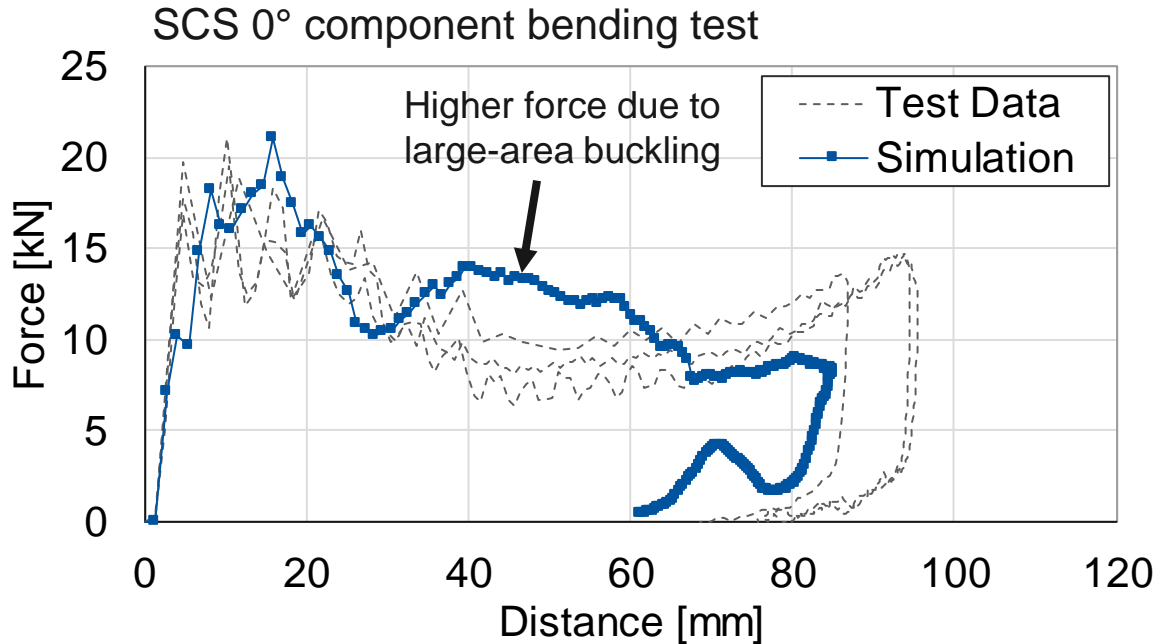


- Hat profile SCS with 1.5 mm CFRP core layer
- Impact: 300 kg falling mass with $v_0=11.5$ m/s
- Initial force of 130 kN followed by an energy absorbing phase at ~70-80 kN
- Good correlation between simulation and test data/video
- Delamination between CFRP and steel covered

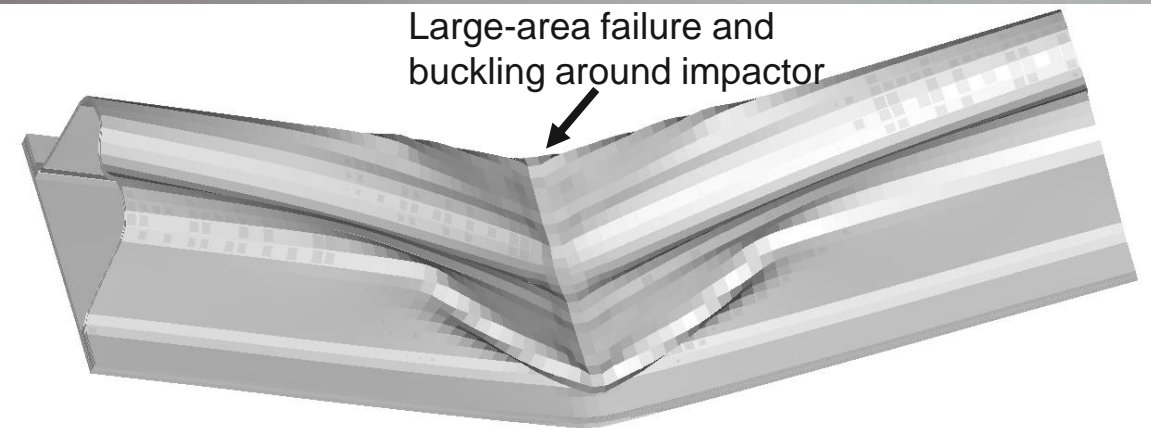



Yellow: St MHZ340 outer layer
Red/Blue: CFRP core layer

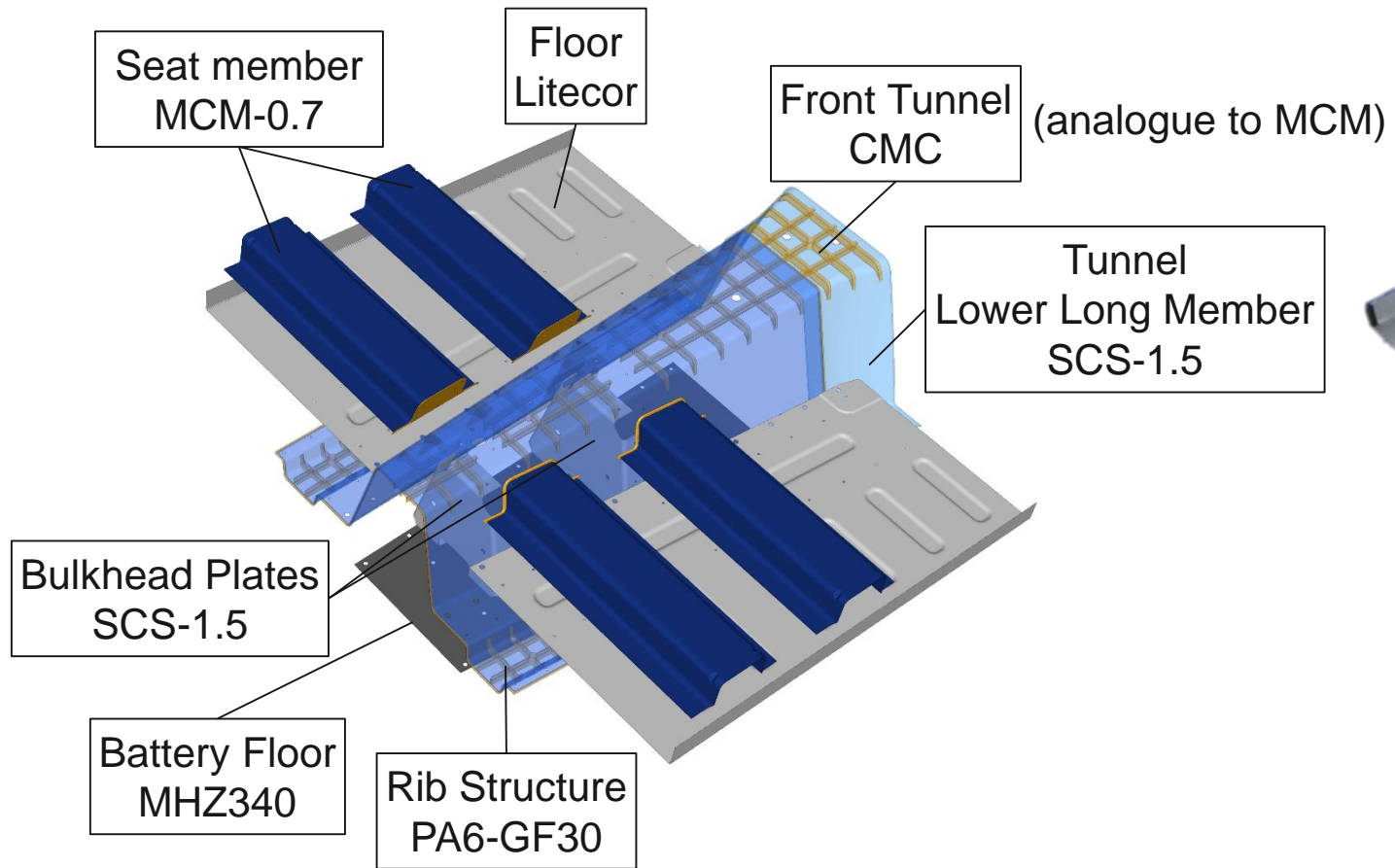
Calibration of FML on Component Level: Bending Tests





- Hat profile SCS with 1.5 mm CFRP core layer
- Impact: 51 kg falling mass with $v_0=6.15$ m/s
- Initial force of 21 kN (good correlation) followed by an energy absorbing phase at ~10-15 kN (deviant behaviour)
- Explanation/current status: Mesh of 5 mm element size cannot cover the initial local effect → large-area failure



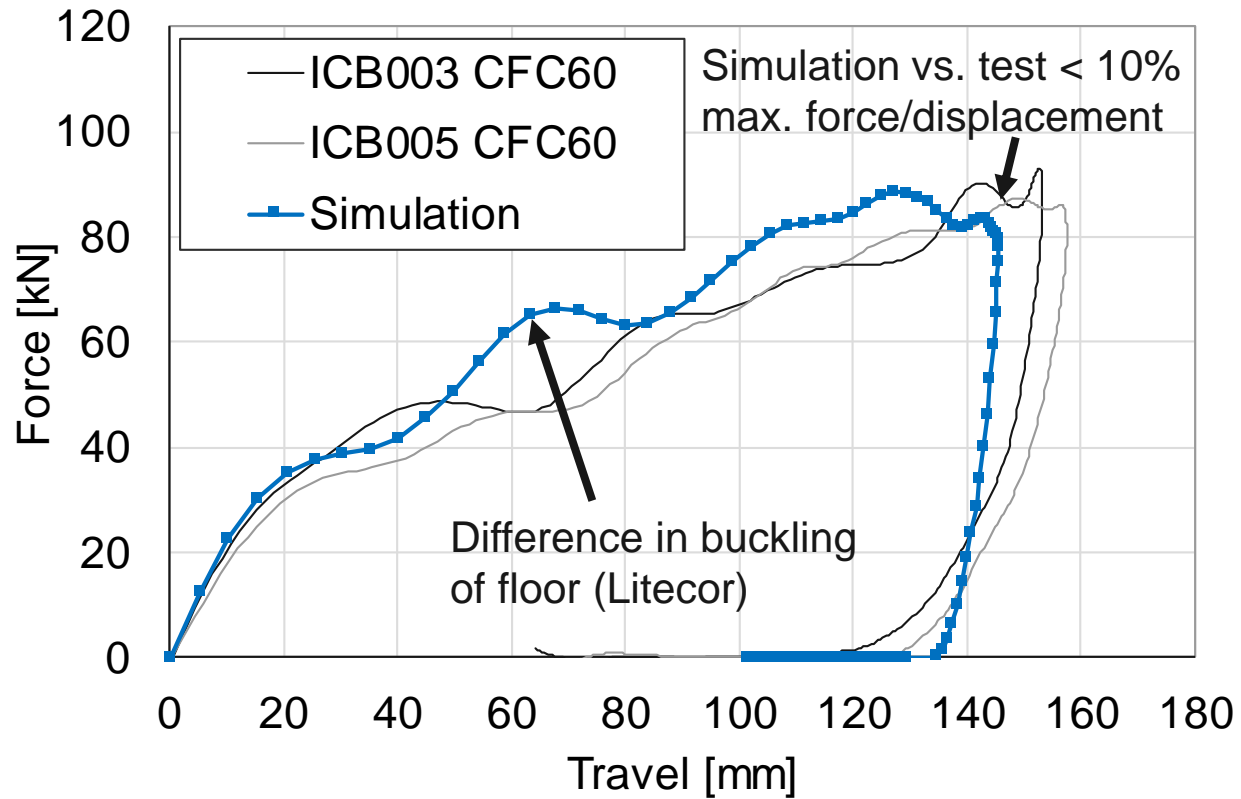
Development and Manufacturing of a Prototype



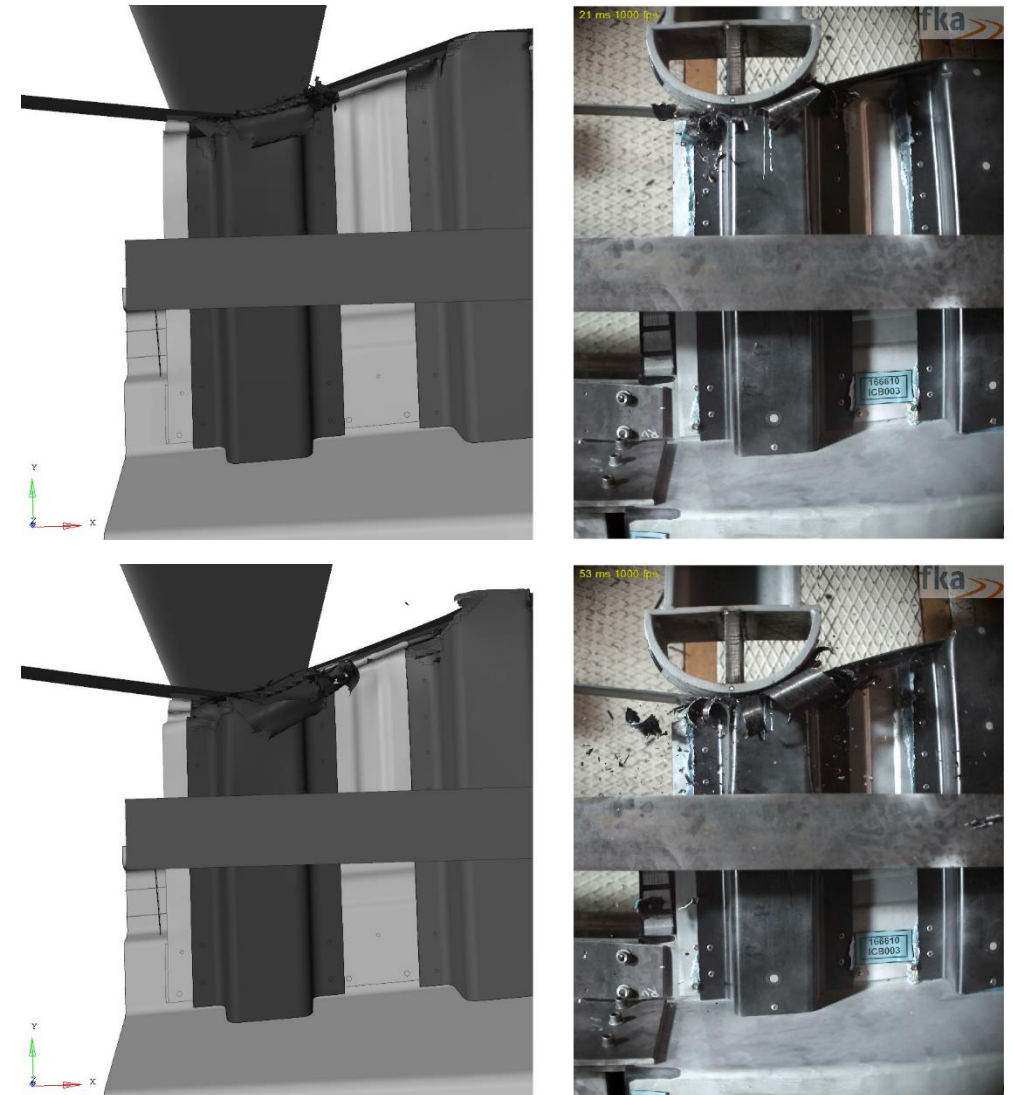
Testing of the FML Floor Structure under Crash Load



Test Evaluation and Comparison with Simulation

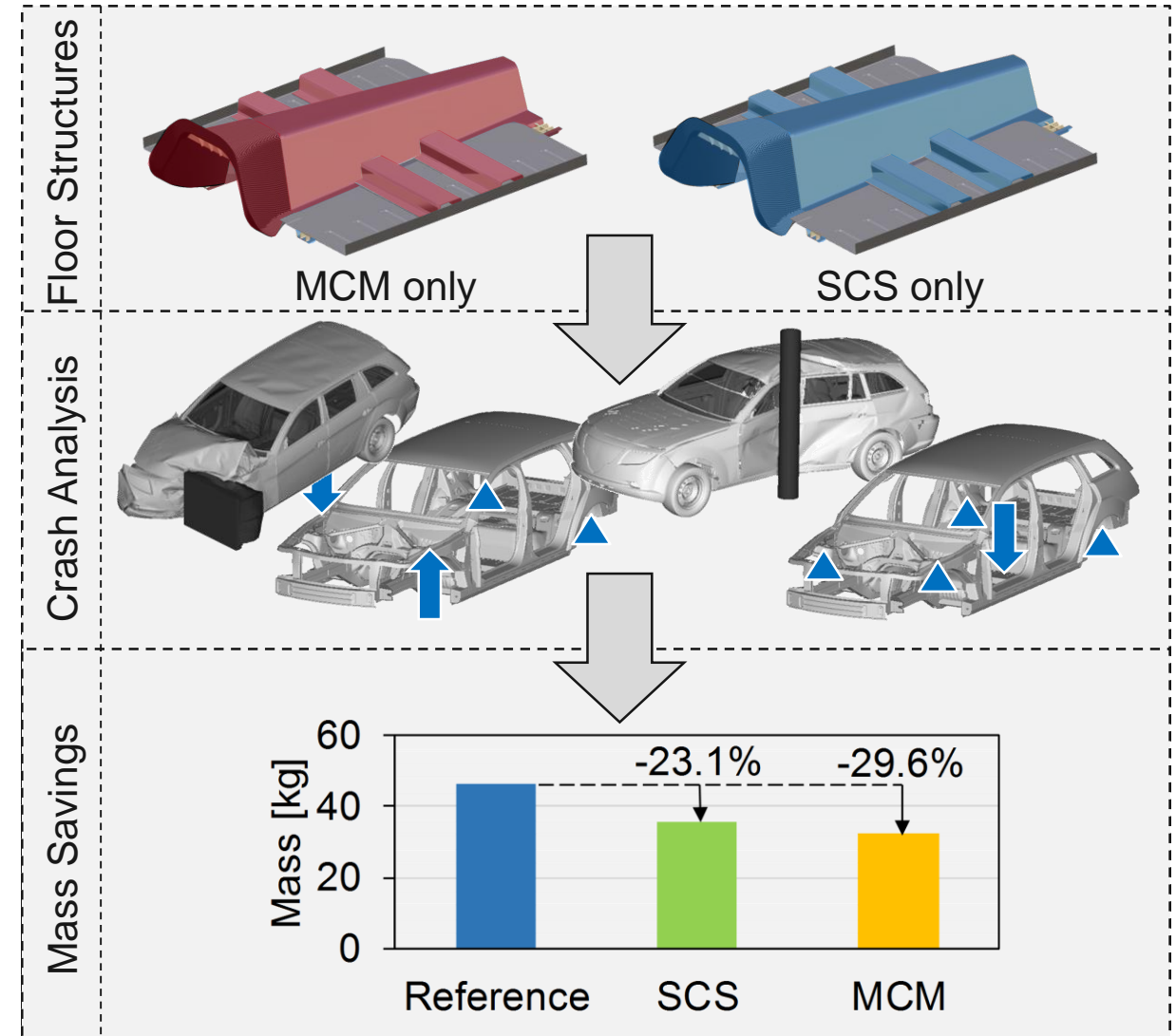


- Good overall correlation of simulation and test in structural behaviour, maximum force and maximum impactor travel
- Rupture of seat member (MCM) is covered in simulation
- Stability of tunnel structure (SCS) is predicted






Application on Full Vehicle Level – Lightweight Design Study

- Reference vehicle: High strength steel state-of-the-art
- Construction of two floor structures: MCM only, SCS only (non-crash structures in AZ31b / Steel-Thermoplastic)
- Geometry of FML floor structure considers manufacturing and joining constraints (bending, rivets, adhesives)
- Crash analysis targets: same structural key parameters
 - Intrusion passenger compartment / battery comp.
 - Accelerations
 - Survival space
- Lightweight benefit of SCS floor structure: 23.1%
 - energy absorption via buckling and bending
- Lightweight benefit of MCM floor structure: 29.6%
 - failure mainly due to rupture and crushing
- If the mass comparison only considers SCS/MCM parts: Lightweight benefit with SCS/MCM roughly the same: 28% overall weight saving, seat members >40%


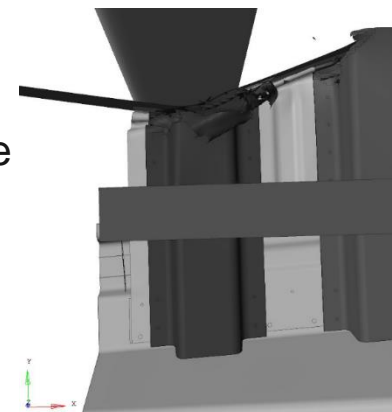


Conclusion

- Motivation of FMLs in body applications by “tailored” properties
Ductility (metal) + spec. energy absorption (CFRP) + stiffness (sandwich)
- Steel-CFRP and Magnesium-CFRP were chosen as representatives
- Modelling in simulation using stacked shell-approach
 - metal and CFRP as shell, cohesive zones as interface
- Production process has high impact on material properties
 - new calibration method needed, only metal is calibrated as monolithic material, CFRP has to be calibrated via FML tests
- Tensile, bending, hat profile tests for calibration, validation via prototype floor structure in pole crash → Validation success
 - interlaminar failure observed in specimen bending (not considered)
 - bending of hat profile shows deviant deformation behaviour
- Model was applied on a full vehicle crash model with FML-floor structure (SCS and MCM), lightweight study shows 28% possible weight saving
- Components under axial load (unidirectional core) up to 40% savings in mass compared to high strength steel reference



t = 8 ms



Thank you for your attention! Questions?

Thorolf Schulte, M.Sc.

Institute for Automotive Engineering (ika)
RWTH Aachen University
Steinbachstr. 7
52074 Aachen
Germany

Phone +49 241 80 25688

Fax +49 241 80 22147

Email thorolf.schulte@ika.rwth-aachen.de

Internet www.ika.rwth-aachen.de

[EUR14] EuroCarBody 2014, Benchmarkdaten, Bad Nauheim

[BIM15] <http://www.bimmertoday.de/2015/04/18/bmw-7er-g11-carbon-leichtbau-spart-bis-zu-130-kilogramm-ein/>, visited 30. April 2015

[ICK14] Ickert, „FVK-Metall-Hybridbauweise für die automobile Großserie“, Dissertation, RWTH Aachen, 2014

[ATZ14] „Das Projekt ThyssenKrupp InCar plus“, ATZ extra, 2014

[TUD15] www.lr.tudelft.nl, visited 30. April 2015

[SCH17] Schek, F.: „Nutzen des Leichtbaus bei Elektro- und Hybridfahrzeugen“, Automobil Industrie Leichtbaugipfel, Würzburg, 2017

[PAU17] Paul, C.; Gude, M. et al.: „Final Report LEIKA - Effiziente Mischbauweisen für Leichtbau-Karosserien“, Technology Project of FOREL, 2017