

Introduction to files.dynamore.se

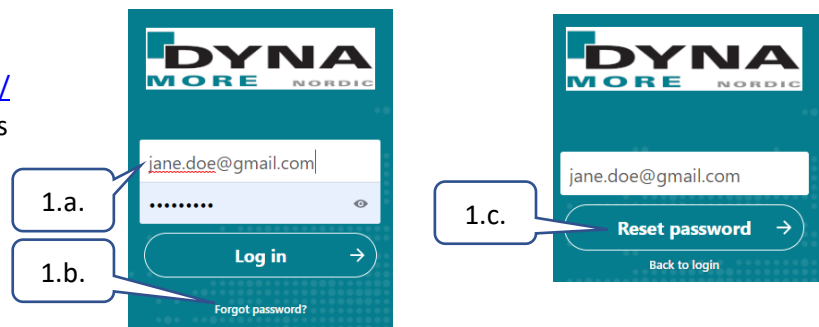
<https://files.dynamore.se/> is DYNAmore Nordic’s file sharing platform. It provides a safe environment for sharing project, program and license files in a predefined catalogue structure. Each of DYNAmore Nordic’s customers will have access to its own catalogue, only accessible to appointed customer contacts and to DYNAmore Nordic’s support team. Communication with the file sharing platform is automatically protected using SSL & TSL encryption (HTTPS).

Each customer catalogue contains the following subfolders:

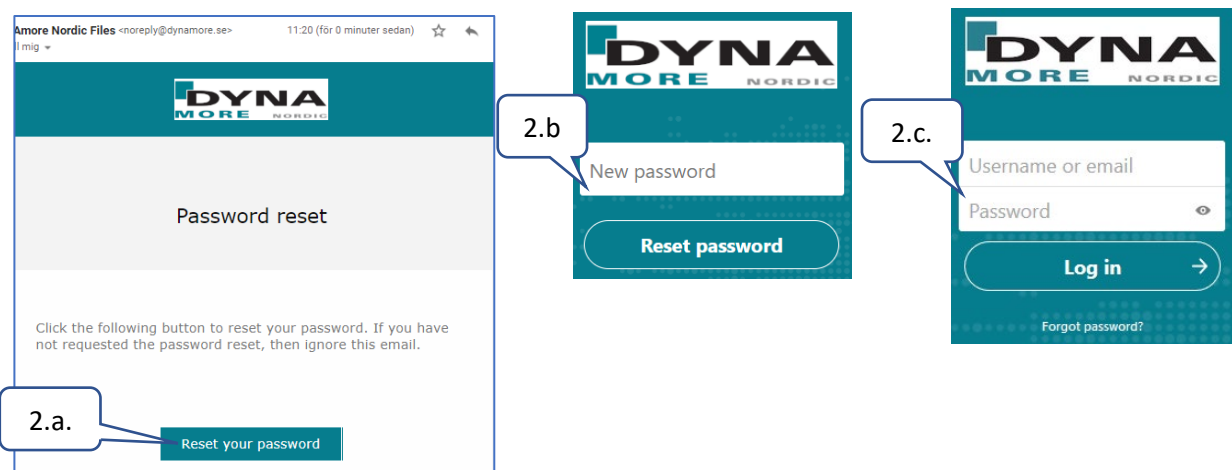
- **Client Area** – contains guidelines, examples, tutorials webinars etc.
- **License files** – contains customer unique license files and licensed FE-Models such as crash dummies.
- **Non-official releases** – contains any delivered beta version of our software products, e.g. for testing.
- **Products** – contains the software products provided by DYNAmore Nordic, for which the customer have purchased licenses.
- **PROJECTS** – is the only folder that can be edited by the user. This is where files can be shared between the customer and DYNAmore Nordic. For instance, when files need to be shared during a project or a support case.

Initial login

- Go to: <https://files.dynamore.se/>
 - Enter your email address
 - Click: *Forgot password?*
 - Click: *Reset password*




- Open the email received from: noreply@dynamore.se
 - Click: *Reset your password*
 - Enter a password of at least eight characters, using only “A-Z”, “a-z”, “0-9”, “_” and “-”. The password MUST contain at least one numeric character and one upper case and one lower case character. Click: *Reset password*.
 - Login with your email address and new password.

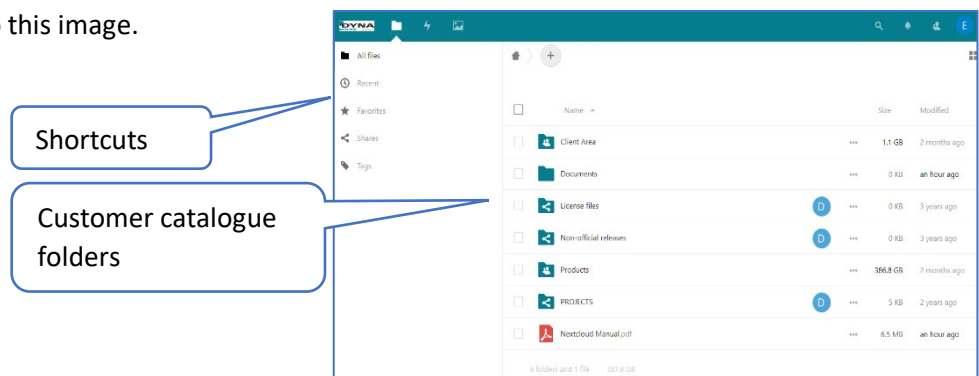


Inside files.dynamore.se

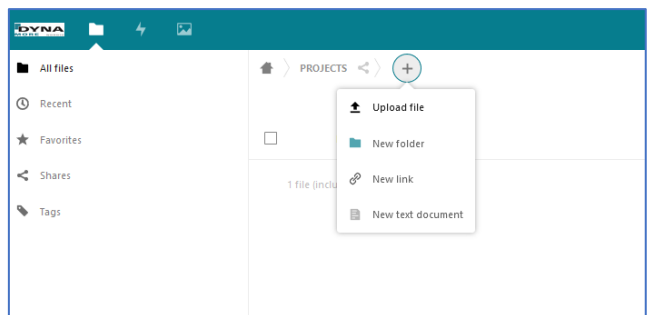
Your very first login will open a guide provided by Nextcloud. Feel free to view or close the guide.



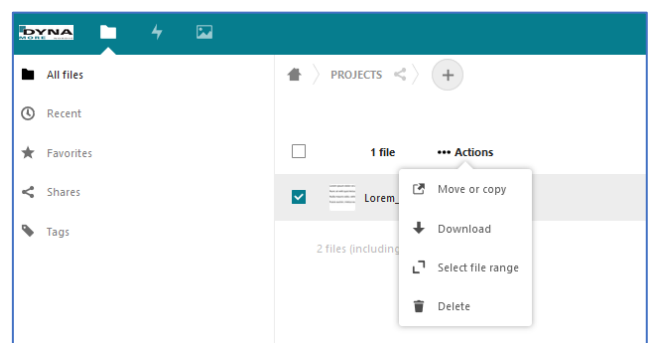
The entry page is similar to this image.



To upload files to the PROJECT-folder either drag-and-drop the file or click the + -icon for a dropdown menu.



To download files or delete files or folders, select the object and press: ... *Actions*, to open a dropdown menu of choices.



If in need of support, please contact us at support@dynamore.se.

Your DYNAmore Team.